



Connect



Primary I

Student's Book

Term I

2021-2022

غير مصرح بتداول الكتاب خارج
وزارة التربية والتعليم الفني



Foreword

This is a pivotal time in the history of the Ministry of Education and Technical Education (MOETE) in Egypt. We are embarking on the transformation of Egypt's K-12 education system (Education 2.0) starting in September 2018 with KG1, KG2 and Primary 1, continuing to be rolled out year after year until 2030. We are transforming the way in which students learn, to prepare Egypt's youth to succeed in a future world that we cannot entirely imagine. The rapid technological advancement and disruptions to industries and the workplace requires MOETE to undergo a major configuration of when to learn and what to learn. The foundational skills of literacy, numeracy and digital literacy are the core. Education at a young age also needs to be multidisciplinary to broaden students' horizons, integrating the essential soft skills and competencies such as communication and critical thinking into the school curriculum. There must be joy in learning so that students are motivated to engage in lifelong learning throughout their lives keeping up and staying ahead of changes in the world.

Curriculum is not the end but the beginning of the important process of changing Egypt's education system. MOETE is very proud to present this new series of textbooks, *Connect*, with the accompanying digital learning materials that capture its vision of the transformation journey. This is the result of much consultation, much thought and a lot of work. We have drawn on the best expertise and experience from national and international organizations and education professionals to support us in translating our vision into an innovative national curriculum framework and exciting and inspiring print and digital learning materials.

The MOETE extends its deep appreciation to its own Center for Curriculum and Instructional Materials Development (CCIMD) and specifically, the CCIMD Director and her amazing team. MOETE is also very grateful to the minister's senior advisors for curriculum and early childhood education. Our deep appreciation goes to Discovery Education, Nahdet Masr, Longman Egypt, UNICEF, UNESCO, World Bank Education Experts and UK Education Experts who, collectively, supported the development of Egypt's national curriculum framework. I also thank the Egyptian Faculty of Education professors who participated in reviewing the national curriculum framework. Finally, I thank each and every MOETE administrator in all MOETE sectors as well as the MOETE subject counsellors who participated in the process.

This transformation of Egypt's education system would not have been possible without the significant support of Egypt's current president, His Excellency President Abdel Fattah El-Sisi. Overhauling the education system is part of the president's vision of 'rebuilding the Egyptian citizen' and it is closely coordinated with the Ministries of Higher Education and Scientific Research, Culture, and Youth and Sports. Education 2.0 is only a part in a bigger national effort to propel Egypt to the ranks of developed countries and to ensure a great future to all of its citizens.

A Word from the Minister of Education and Technical Education

It is my great pleasure to celebrate this extraordinary moment in the history of Egypt where we launch a new education system designed to prepare a new Egyptian citizen proud of his Egyptian, Arab and African roots - a new citizen who is innovative, a critical thinker, able to understand and accept differences, competent in knowledge and life skills, able to learn for life and able to compete globally.

Egypt chose to invest in its new generations through building a transformative and modern education system consistent with international quality benchmarks. The new education system is designed to help our children and grandchildren enjoy a better future and to propel Egypt to the ranks of advanced countries in the near future. The transformation of the Egyptian citizen is Egypt's national project for the years to come and it is the only safeguard for a prosperous future.

The fulfillment of the Egyptian dream of transformation is indeed a joint responsibility among all of us; governmental institutions, parents, civil society, private sector and media institutions. Here, I would like to acknowledge the critical role of our beloved teachers who are the role models for our children and who are the cornerstone of the intended transformation.

I ask everyone of us to join hands towards this noble goal of transforming Egypt through education in order to restore Egyptian excellence, leadership and great civilization.

My warmest regards to our children who will begin this journey and my deepest respect and gratitude to our great teachers.

Dr. Tarek Galal Shawki
Minister of Education and Technical Education

Contents

Who am I?



Unit 1 Hello 2

Play time 8



Unit 2 This is me 10

Play time 16



Unit 3 My school bag 18

Play time 24



Unit 4 It's my birthday 26

Play time 34

Review I 36

The world around me _____



Unit 5 With my family 46

Play time 54



Unit 6 Let's play music 56

Play time 62



Unit 7 At home 64

Play time 70



Unit 8 At the Pyramids 72

Play time 78



Unit 9 At the beach 80

Play time 86

Review 2 88

Scope and sequence

Unit	Vocabulary	Language	Phonics	Life skills	Values	Issues and challenges	Integrated cross-curriculum topics
Who am I?	1 Hello	Hello, Goodbye, Miss Mona, Amira, Hana, Hany, Youssef	Hello. Goodbye. Shake hands. Play. What's your name? I'm (Hana). Open your book! Close your book!	b: bee, book, bag, bus, blue B: Busy Bee	Communication: Self-expression: I'm ... Respect for diversity: Let's make friends Self-management: I can follow instructions	Love of friends: Let's make friends!	Awareness of rights and duties
	2 This is me	nose, mouth, eyes, ears, hands, hair	This is my (mouth). Touch your (nose). Well done!	h: hand, hair H: Hany, Hana n: nose, neck N: Noha	Communication: Listening and speaking Self-management: Let's be clean! Critical thinking: Observation	Appreciation of science: My body Curiosity: My body	Preventative health: Let's be clean! Science: Keeping our body clean and healthy
	3 My school bag	bag, pen, pencil, pencil case, sharpener, ruler; one, two, three, four, five	What's this? It's a (pen).	p: pen, pencil P: Peter r: ruler, red R: Rasha	Critical thinking: Observation: Play time	Curiosity: Asking questions	Math: Learn numbers with Busy Bee
	4 It's my birthday	six, seven, eight, nine, ten; red, orange, yellow, green, blue, black	How old are you? I'm (six). One (orange) (cake). Two (blue) (balloons).	c: cake, card, candle C: Cairo o: orange, oil, olives O: Omnia	Communication and self-management: Show and tell Collaboration and creativity: Making a birthday card or a birthday cake	Sharing, love and compassion: A birthday party	Community participation Art: Learn colors with Busy Bee! Math: Numbers 6-10
Review 1	Revision from units 1-4			Communication and sharing: Listening and speaking Self-management: Self-assessment			

Scope and sequence

The world around me

Unit	Vocabulary	Language	Phonics	Life skills	Values	Issues and challenges	Integrated cross-curriculum topics
5 With my family	father, mother, grandfather, grandmother, brother, sister; please, thank you	Have some (cake). Who is this? This is my (mother).	f: flag, family father F: Fady t: tea, tree T: TV	Communication: Self-expression: Let's be polite Collaboration and creativity: Making a family tree	Love and respect: With my family	Community participation	
6 Let's play music	drum, flute, triangle, guitar, piano	I can play the (drum). I can (touch).	d: drum, dog D: Dina g: guitar, green G: Camila	Communication: Self-expression: I can play the (flute). Critical thinking: Play time	Curiosity: How we use our senses	Environmental awareness	Science: Our five senses Music: Common musical instruments
7 At home	living room, bedroom, kitchen, bathroom, garden; star, square, triangle, circle, rectangle	Where's the boy/girl? He's/She's in the (living room).	a: apple, ant A: Amira s: star, square S: Sammy	Communication: Listening and speaking Creative thinking: My home	Love of home	Loyalty and belonging: My home	Math: Learn shapes with Busy Bee! Art: My home
8 At the Pyramids	camel, key, pyramids, Sphinx, stones, king, queen; big, small	The (camel) is big. The (ant) is small.	k: key, kite K: King q: quiet Q: Queen	Respect for diversity: I live in Egypt Critical thinking: Creating relationships: Big and small	Tolerance and acceptance of others: I live in Egypt	Loyalty and belonging: I live in Egypt	Math: Big and small Social studies: The pyramids

Unit		Vocabulary	Language	Phonics	Life skills	Values	Issues and challenges	Integrated cross-curriculum topics
9	At the beach	kick, throw, skip, dig, swim; in, under, on, behind; box	I can (dig). Where is it? It's (under) the (book).	I: in, insect I: Injy u: under, umbrella U: Uncle	Communication: Self-expression: I can ... Critical thinking: Observation: Where's ...?	Curiosity: positions	Environmental responsibility: Keeping the beach clean	Science: Recognizing body movements
Review 2		Revision from units 1-9			Self-management: Self-assessment			

Theme 1



Who am I?





1 Look, listen and repeat



Hello. I'm Miss Mona.

Hello. I'm Hany.

I'm Youssef.

I'm Hana. What's your name?

I'm Amira.



1 Listen, point and say



2 Look and say



Hello!



Goodbye!



I'm Hany.



I'm Hana.



I'm Youssef.



I'm Amira.



3 Sing



Language: Hello. What's your name?



b

B

Learn sounds with Busy Bee!



1 Listen and repeat



2 Look and circle **b** and **B**

bag



blue



Busy Bee

book



bus



a **b** c d e f g h i j k l m n o p q r s t u v w x y z

Phonics: the **b** sound

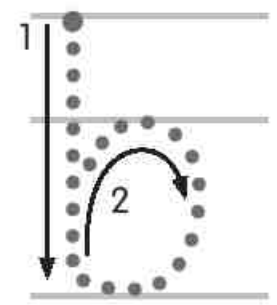


b B

Learn to write with Busy Bee!

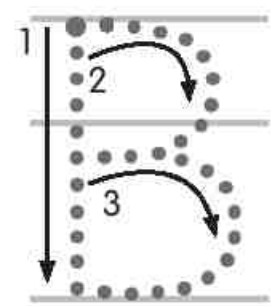


1 Look, trace and say




b ag 

b us 



B ook 

B lue 

B usy B ee



A **B** C D E F G H I J K L M N O P Q R S T U V W X Y Z

I can follow instructions!



1 Listen, point and say



Open your book!



Close your book!



Open your bag!



Close your bag!



2 Listen and do



Language: *Open your book! Close your book!*

Let's make friends



1 Look and say



Hello



shake hands



play



2 Sing and do



Unit review

Unit
1



3 Look and draw

Vocabulary



Phonics

b B






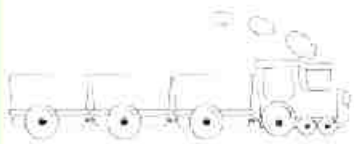
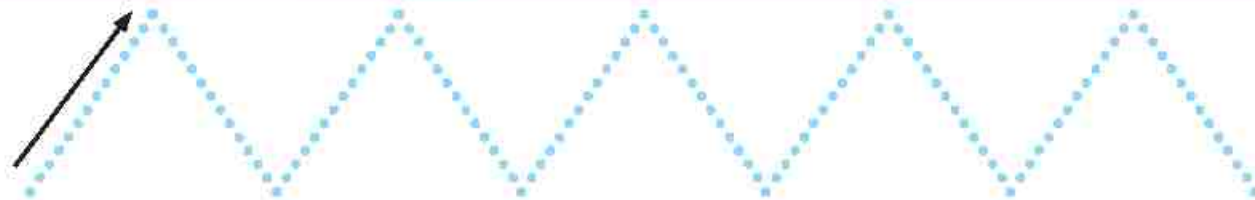
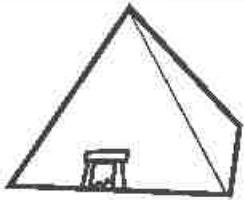
Life skills





Play time



1 Trace and complete the patterns



 **1 Trace and color**



Teacher assessment



Look, listen and repeat



Listen, Hany! Touch your nose.

This is my nose.

Well done, Hany.

1 Look, listen and say



eye



nose



mouth




ear



hand

2 Draw your face



3 Sing



Language: *Touch your nose.*

Learn sounds with Busy Bee!

h n
H N




1 Listen and repeat



2 Look and circle h and n, or H and N

hand



hair



Hana



Hany

nose



Noha

neck



Phonics: the h and n sounds

abcdefghijklmnopqrstuvwxyz






h n
H N


Learn to write with Busy Bee!




Look, trace and say


1 2
hand 


1 2
hair 

1 2 3
any 

ana 

1 2
nose 

1 2 3
neck 

Noha 



ABCDEFGHIJ **H** IJKLMN **N** OPQRSTUVWXYZ

Let's be clean!



1 Listen and point, then say



face



hair



hand



teeth



salad





1 Look and draw



2 Say

1



2



3



4




Language: I'm clean.



3 Look and draw

Vocabulary



Phonics

h n
H N










Issues



Play time



Look, color and count





1 Circle the odd one out

1



2

hand

Hana

Hany

Hello

3



4



Teacher assessment



My school bag



1 Look, listen and repeat




What's this?

It's a pencil.

What's this?

It's a pencil case.



 **1 Listen and say**



bag



pen



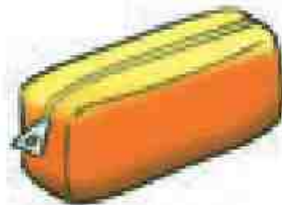
sharpener



ruler





pencil



pencil case

 **2 Listen and point**



Language: *What's this? It's a ...*

Learn sounds with Busy Bee!

p r
P R

 1 Listen and repeat




 2 Look and circle **p** and **r**, or **P** and **R**

pen




pencil



Peter



ruler



red



Rasha



abcdefghijklmnopqrstuvwxyz **p q r** stuvwxyz

Phonics: the **p** and **r** sounds

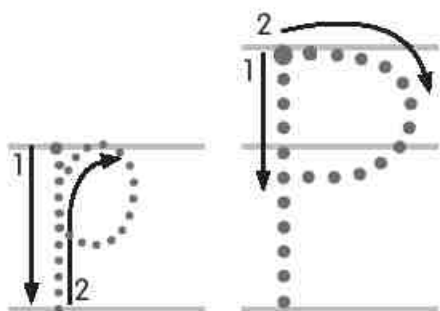


P p
P P

Learn to write with Busy Bee!



1 Look, trace and say



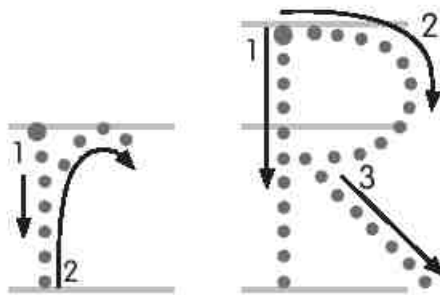
p en



pencil



Peter



r uler



r ed





Rasha



ABCDEFGHIJKLMNOPQRSTUVWXYZ P Q R STUVWXYZ

Learn numbers with Busy Bee!

 **1** Listen and repeat 




1 ball


2 balls


3 balls


4 balls


5 balls

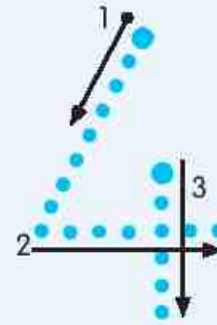
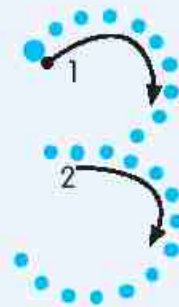
Learn numbers with Busy Bee!



I can count



1 Trace and say



2 Match and say



4

5

2

3

1



3 Sing and do

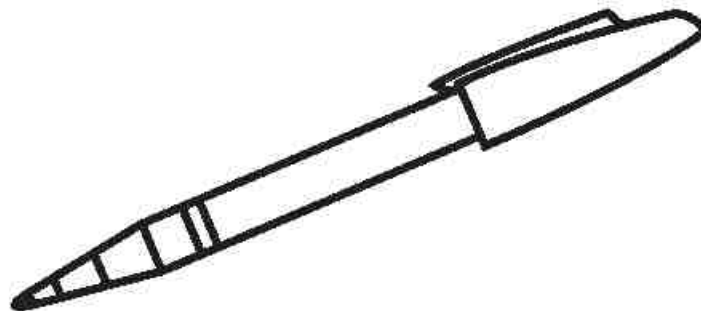

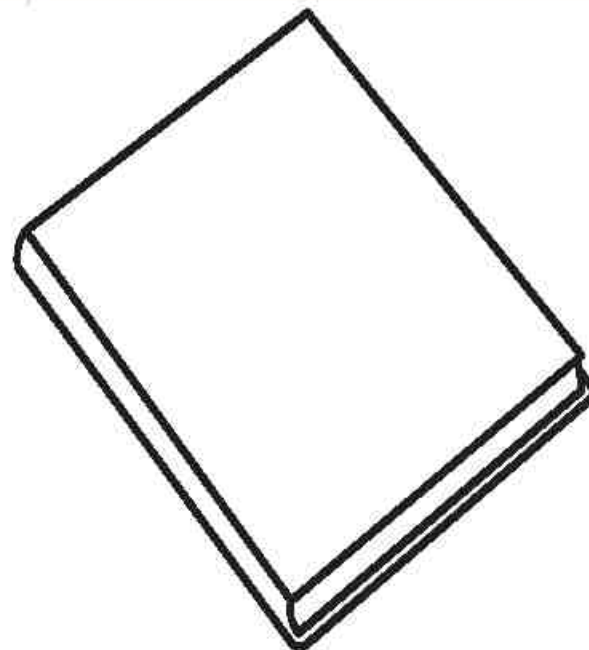
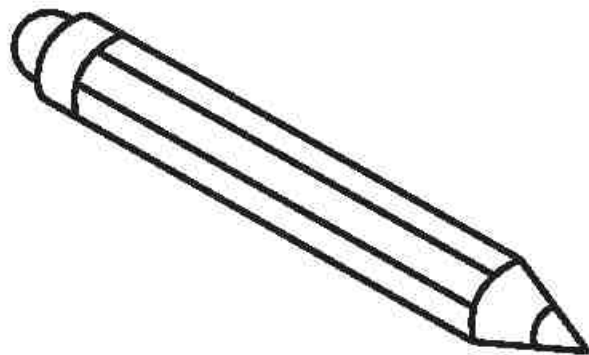



English in the classroom: Math: Numbers 1-5

Playtime



1 Match and color



Teacher assessment






2 Look and draw

Vocabulary




Phonics

P r
P R



Math

1 2 5
3 4



1 Count and color




1 2 3 4 5



1 2 3 4 5



1 2 3 4 5



1 2 3 4 5



1 2 3 4 5



1 Look, listen and repeat




I'm ten. How old are you, Hany?

I'm six.

I'm six, too.


I'm seven.



Learn numbers with Busy Bee!



1 Look, listen and trace



six



seven



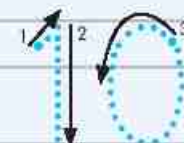
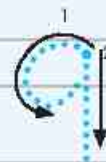
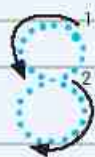
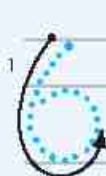
eight



nine



ten



2 Match and say



3 Sing and do



English in the classroom: Math: Numbers 6–10

Learn sounds with Busy Bee!

c o
C O



1 Listen and repeat



2 Look and circle c and o, or C and O



cake



card



candle



Cairo



orange



oil



olives



Omnia

ab **C** defghijklmn **O** pqrstuvwxyz

Phonics: the c and o sounds



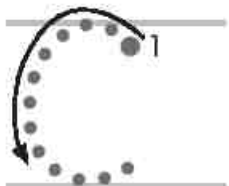


c	o
C	O

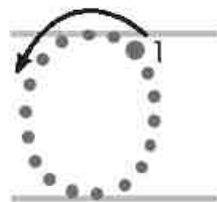
Learn to write with Busy Bee!



1 Look, trace and say



cake



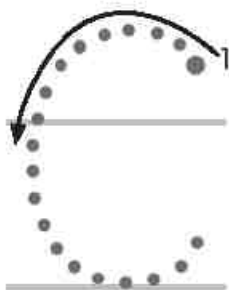
orange



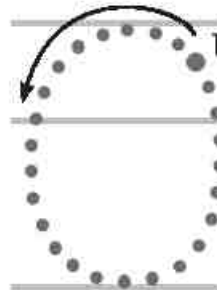
card



oil



candle



olives



airo



omnia




AB **C** DEFGHIJKLMN **O** PQRSTU VWXYZ


Learn colors with Busy Bee!




 **1 Listen and repeat**



 **2 Listen and color**



 **3 Say**




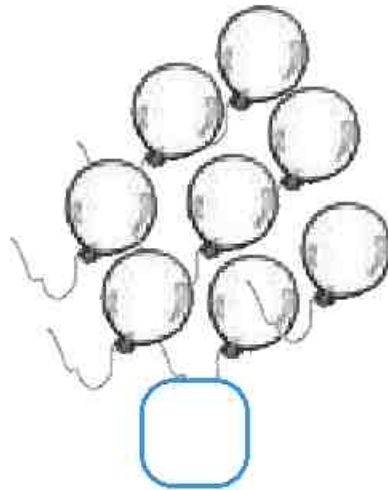
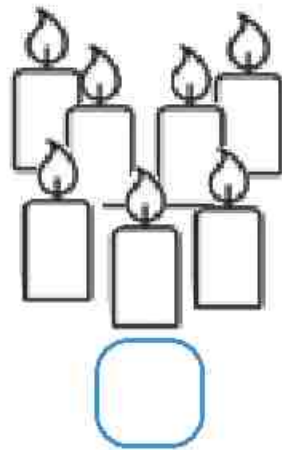
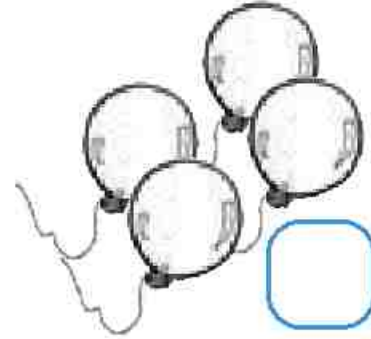
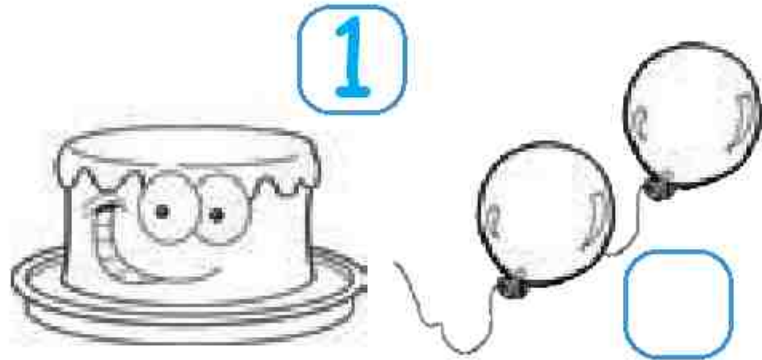
English in the classroom: Art: Colors



1 Count and write



2 Listen and color



3 Point and say

Language: One orange cake. Two blue balloons.

A birthday party

Project

Unit
4



1 Look and do



2 Look and say



Language: *This is my (cake).*

Show and tell



1 Show and tell



Language: *This is my card.*

Unit review

Unit
4



2 Look and draw

Vocabulary

6 7 8 9 10

Phonics

C O
C O



Math



Art



Project



Playtime



1 Look and complete

1 2 3

.....

●●○○○○○○○○○○

8 10

.....

○○○○○○○○○○○○

7 9

.....

○○○○○○○○○○○○



2 Color the circles

5 7

.....

○○○○○○○○○○○○

4 6

.....

○○○○○○○○○○○○

6 8

.....

○○○○○○○○○○○○



1 Look and color

6



7



8



9



10



Teacher assessment




Review 1

Review
1

 1 Listen and point



 2 Point, ask and answer



1 Listen and point




2 Point, ask and answer



What's this?

It's orange.



 Look and say

It's a bus.



It's a book.





1 Complete and say

1 3 5 7 9



2 Count and write













1 Trace and join

book hand nose pen ruler





2 Say and write





1 Color and say



2 Write and say

o r a n g e



g a g



o s e



e n



u l e r



a n d l e





Now I can say ...

1 2
3 4
5

7 6
8
9
10





Now I can say ...



B b



P p



R r



H h




C c



N n



O o



Theme 2



The world around me



With my family



Look, listen and repeat



Please have some cake, Grandmother.

Have some tea, Mother.

Thank you, Hany.

Thank you, Hana.

 **1** Listen, point and say



father



mother



sister




brother




grandfather



grandmother



 **2** Listen and say the number



Who is this?



This is my grandfather.


Language: *Who is this? This is my ...*

Learn sounds with Busy Bee!


f t
F T



1 Listen and repeat



flag



2 Look and circle f and t, or F and T

family



Fady

father



tea



tree



TV



abcdefghijklmnopqrstuvwxyz

Phonics: the f and t sounds

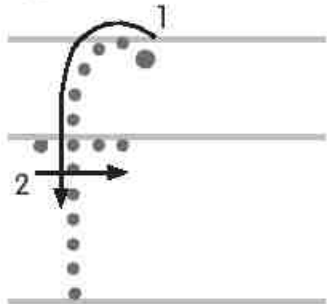


f t
F T

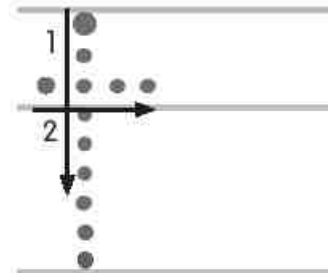
Learn to write with Busy Bee!



Look, trace and say



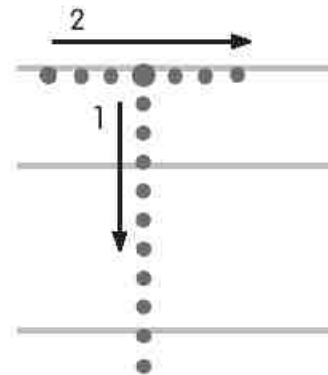
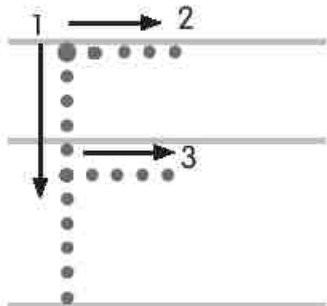
lag



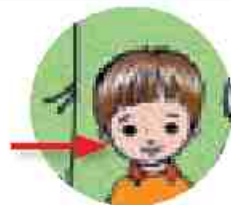
ea



amily



ree



ady

V



ABCDE **F** GHIJKLMN OPQRS **T** UVWXYZ

Let's be polite!



1 Look and say



Please.



Thank you.



2 Sing and do





1 Look and draw



1



2



3



4



Language: *I'm polite.*


A family tree

Project

Unit
5



1 Look and make



Language: *This is my family tree.*

Show and tell



1 Show and tell



Language: *This is (my sister).*

Unit review

Unit
5



2 Look and draw


Vocabulary



Phonics



Values and life skills



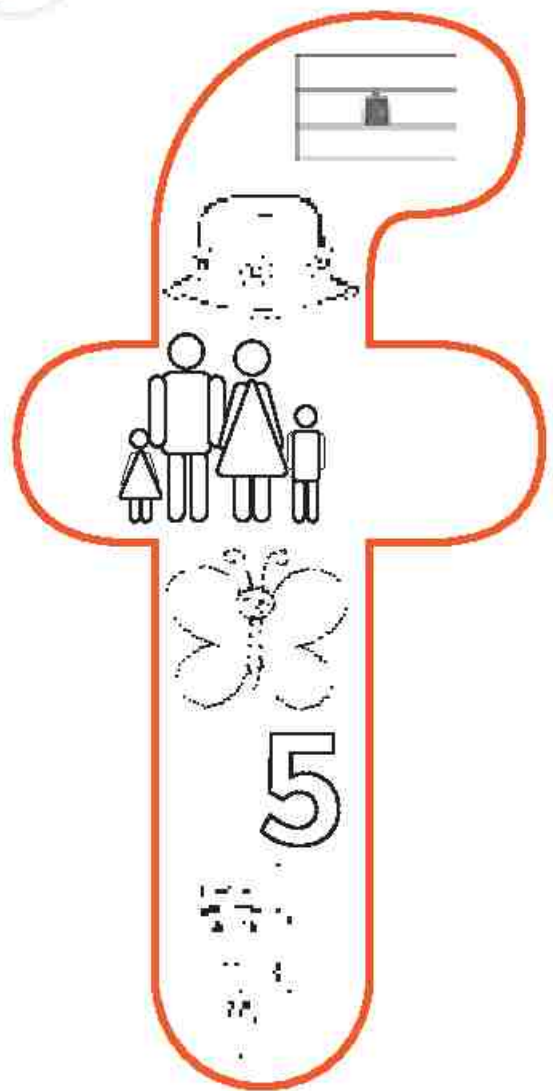
Project



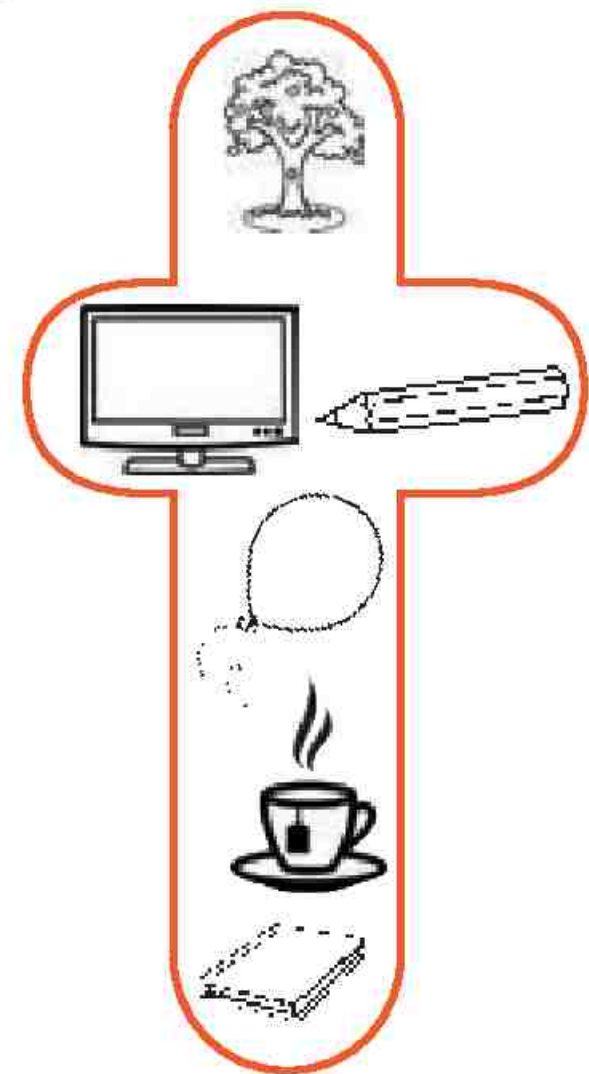
Play time



1 Color the pictures that start with f



2 Color the pictures that start with t





Find, trace and color

n



b



o




t



f



r



Teacher assessment



Let's play music



Look, listen and repeat

I can play the guitar.



I can play the drum.



I can play the triangle.



I can play the flute.



I can play the piano.
Let's play together!



1 Listen and repeat



drum



flute



triangle


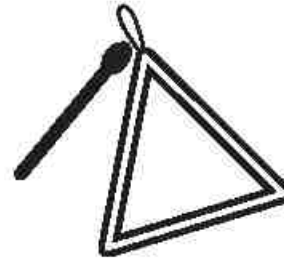


guitar




piano

2 Color and say



3 Sing



Language: *I can play the (flute).*

d g
D G

Learn sounds with Busy Bee!



1 Listen and repeat



2 Look and circle **d** and **g**, or **D** and **G**

drum



dog



Dina



guitar



Gamila



green



abc **d** ef **g** hijklmnopqrstuvwxyz

Phonics: the *d* and *g* sounds

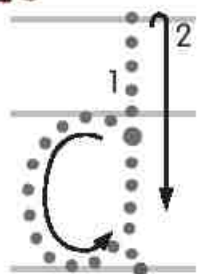


d g
D G

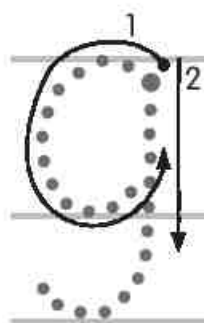
Learn to write with Busy Bee!



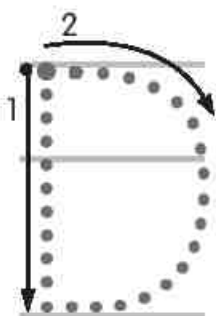
1 Look, trace and say



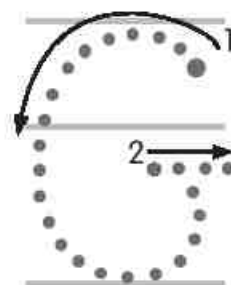
drum



guitar



dog



green



Dina



Gamila

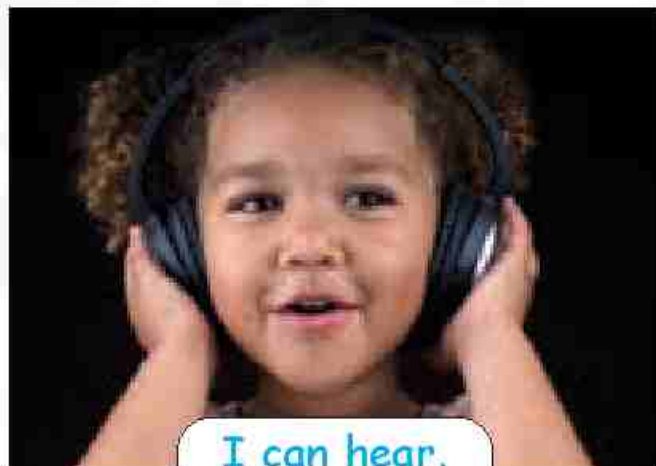


ABC **D** EF **G** HIJKLMN OPQRSTU VWXYZ


Our senses



1 Listen and say



I can hear.



I can touch.



I can taste.



I can smell.




I can see.

English in the classroom: *I can (touch).*



1 Look and draw



2 Look and draw

Vocabulary



Phonics

d g
D G



Science



Issues



Play time



Follow and say



see



smell



taste



hear




touch






1 Look and color



2 Trace and color



Teacher assessment



Look, listen and repeat



Where's the boy?

Where's the girl?

He's in the living room.


She's in the bathroom.



1 Listen, point and say



2 Look, listen and say



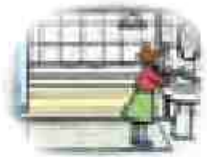
living room



bedroom



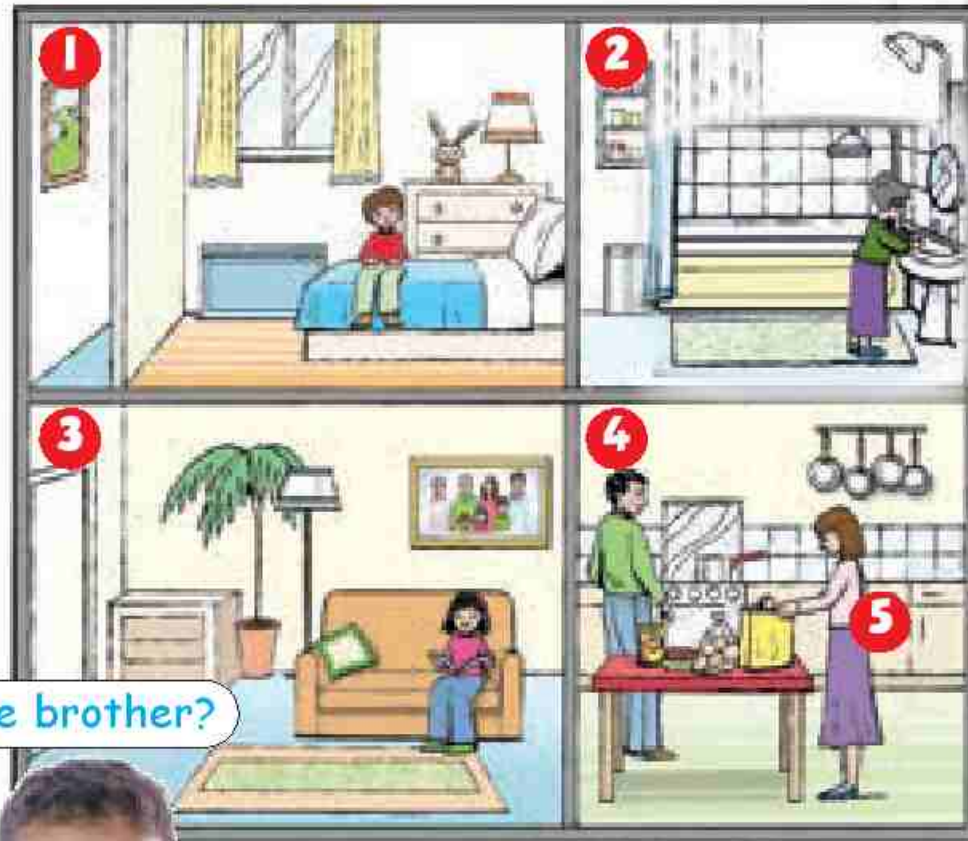
kitchen



bathroom



garden



Where's the brother?

He's in the bedroom.

3 Sing



Language: *Where's ...? He's/She's in the ...*

a s
A S

Learn sounds with Busy Bee!



1 Listen and repeat



2 Look and circle **a** and **s**, or **A** and **S**

apple



ant



Amira



star



square



Samy

Phonics: the **a** and **s** sounds

a b c d e f g h i j k l m n o p q r **S** t u v w x y z



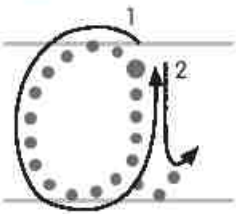


a s
A S

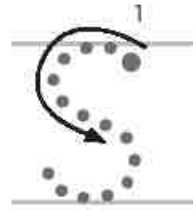
Learn to write with Busy Bee!



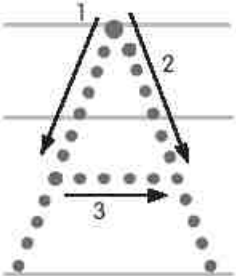
1 Look, trace and say



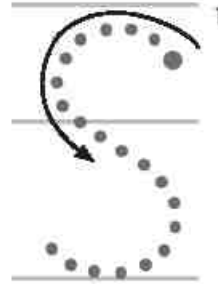
apple



star



ant



square



Amira



Samy



A B C D E F G H I J K L M N O P Q R S T U V W X Y Z

Learn shapes with Busy Bee!




1 Listen, point and say



star



square



triangle



circle



rectangle



2 Count, write and trace



7 stars



squares



triangles



circles

English in the classroom: Math: shapes

Art: My home



1 Look and draw



2 Point and say

Language: *It's my home.*

Unit review

Unit
7



3 Look and draw

Vocabulary



Phonics

a s
A S



Math



Issues



Play time



Look and match



bedroom



kitchen



living room



bathroom





1 Look, count and circle



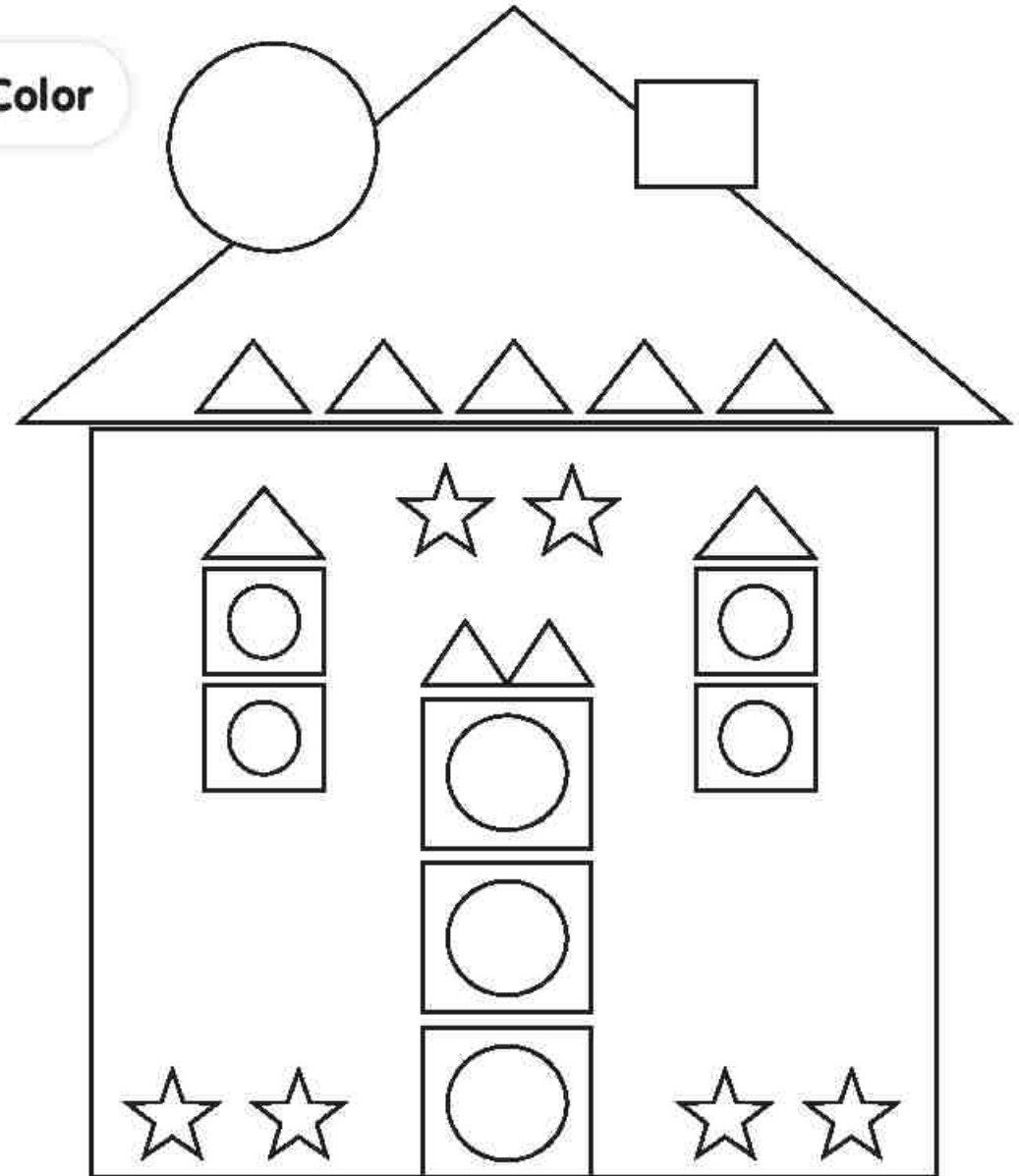
2 Color

★ 6 7 8 9 10

▲ 6 7 8 9 10

● 6 7 8 9 10

■ 6 7 8 9 10



Teacher assessment



At the Pyramids




1 Look, listen and repeat



I can see a king and a queen.

The camel is big.
The ant is small.

Look! The pyramid is big.
The stone is small.





1 Listen, point and say



1



camel

2




key

3



pyramids

4



Sphinx

5



stones

6



King Tut

7



Queen Nefertiti

Vocabulary: camel, King Tut, key, pyramid, Sphinx, stone, Queen Nefertiti

k q
K Q

Learn sounds with Busy Bee!



1 Look, listen and repeat

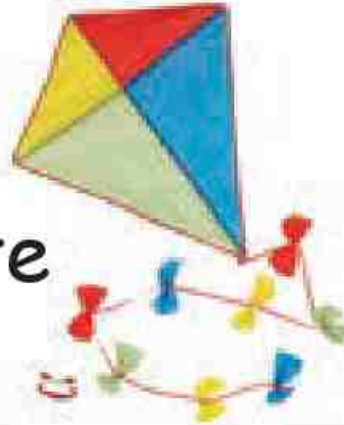


2 Look and circle **k** and **q**, or **K** and **Q**

key



kite



King
Tut



quiet



Queen
Nefertiti



abcdefghijklmnopqrstuvwxyz

Phonics: the k and q sounds

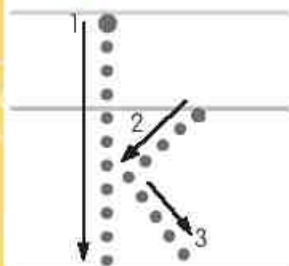


k q
K Q

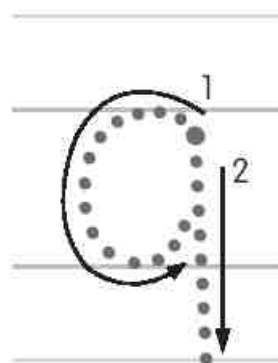
Learn to write with Busy Bee!




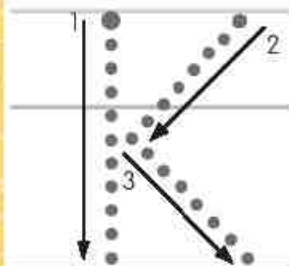
1 Look, trace and say



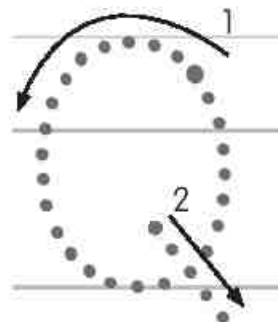
key 



quiet 



kite 
King Tut 



Queen 
Nefertiti



ABCDEFGHIJK LMNOP Q RSTUVWXYZ

Big and small

1 Listen, point and say



2 Which is smaller? Look and circle




English in the classroom: Math: Big and small

I live in Egypt




1 Look, listen and point



Port Said



Alexandria



Luxor



Aswan



Cairo



2 Look and say



English in the classroom: Social studies: *I live in Egypt.*

Playtime





1 Look and circle **Big**

1




2



2 Look and circle small

1



2



Teacher assessment





2 Look and draw


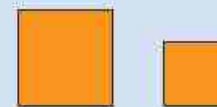
Vocabulary



Phonics



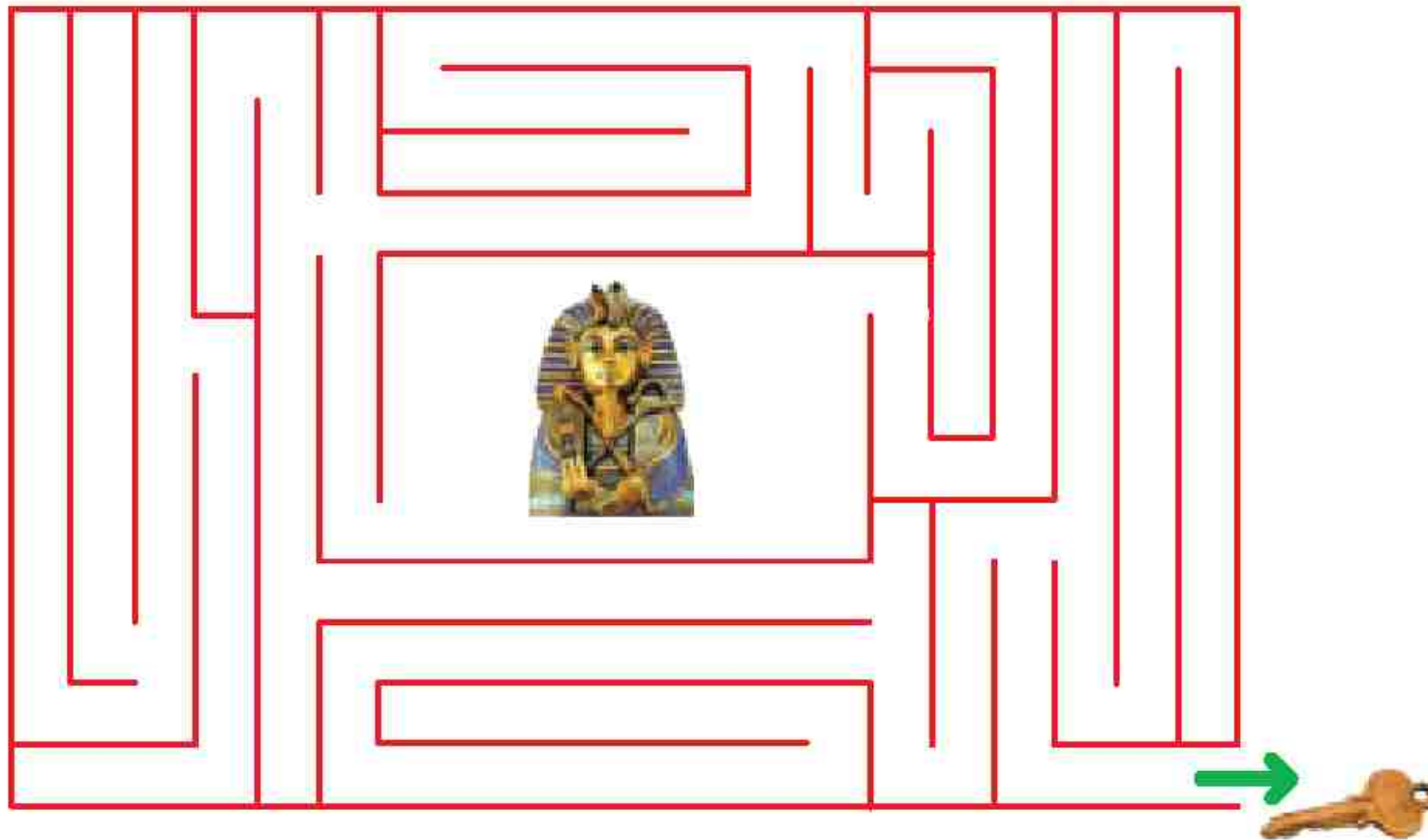
Math



Social studies



1 Follow and help King Tut



At the beach



1 Look, listen and repeat



I can jump.



I can throw.



I can swim.



I can skip.



I can kick.



I can dig.





1 Look, listen and say



2 Join, color and say



kick



dig



swim



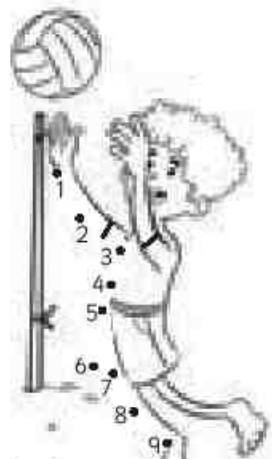
skip



throw



jump



3 Sing



Language: *I can kick!*

Learn sounds with Busy Bee!

i u
I U



1 Listen and repeat



2 Look and circle i and u, or I and U



in



insect



Injy



under



umbrella



Uncle
Amr

Phonics: the i and u sounds

abcdefghijklmnopqrstuvwxyz



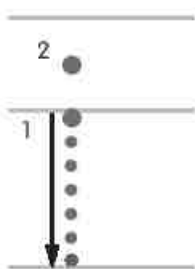


i u
I U

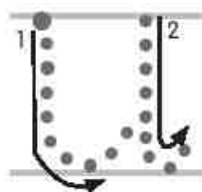
Learn to write with Busy Bee!



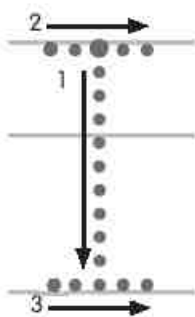
Look, trace and say



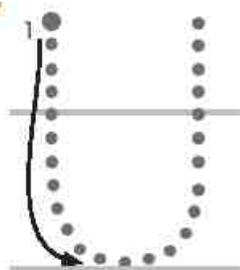
n



under



i



umbrella



injury




Uncle Amr



ABCDEFGHIJKLMNOPQRSTUVWXYZ



1 Listen and number



2 Look and match



3 Point, ask and answer

Language: *Where is it? It's (under the table).*

Writing



1 Look and trace



behind



under



in



on



king



Cairo



queen

Unit review

Unit
9



2 Look and draw

Vocabulary



Positions



Phonics

i u

I U



Play time





1 Look, match and say

10 circular icons for matching. A blue wavy line connects the icons on the left to the icons on the right.



2 Color

 **Look and color**



Teacher assessment



Review 2


Review
2



1 Look, listen and point



Start



Finish



2 Point, ask and answer



1 Look, listen and point



2 Point, ask and answer



1 Look, listen and number

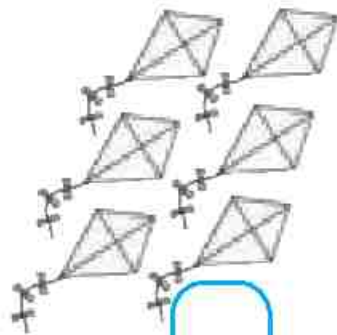


2 Now say






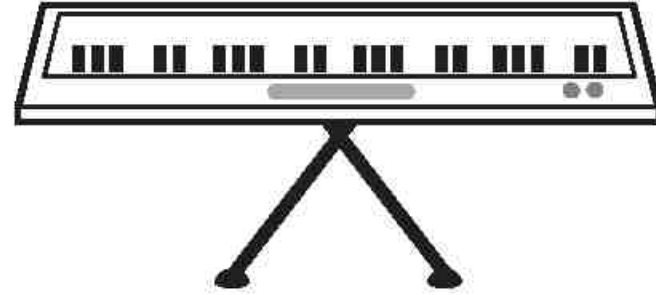
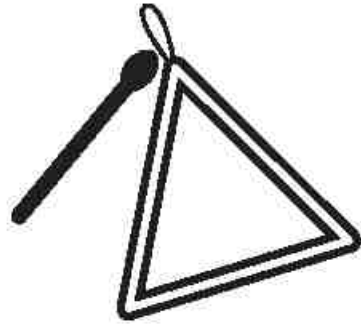
1 Match and count



2 Color, point and say



1 Color and say



2 Write and say

a nt



lag



rum



ree



uitar



ing





1 Trace and join

k q i u s a



2 Say, write and trace



i nsect



u iet



a pple



u mbrella



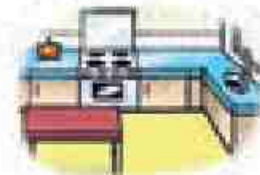
s tar



k ite





Now I can say ...





Now I can say ...



Ff



Tt




Dd



Gg




Ii



Ss



Aa



Kk



Qq



Uu



Egyptian International Publishing Company – Longman



10a Hussein Wassef Street
Messaha Square
Dokki
Giza
Arab Republic of Egypt

© copyright held jointly by special agreement between the Egyptian Ministry of Education and Technical Education and the Egyptian International Publishing Company - Longman



York Press Ltd
322 Old Brompton Road,
London SW5 9JH,
England First published 2018

Pearson Education Limited
Edinburgh Gate
Harlow
Essex CM20 2JE
England and Associated Companies throughout the world.

First published 2018
This impression 2021
ISBN 978-977-16-1496-8
Deposit No. 14618/2018
Printed by

The rights of Mary Charrington to be identified as author of this Work have been asserted by her in accordance with the Copyright, Designs and Patents Act 1988.

All rights reserved; no part of this publication may be reproduced, stored in a retrieval system or transmitted in any form or by any means, electronic, mechanical, photocopying, recording or otherwise, without the prior written permission of the copyright holders.

Acknowledgements

Commissioned photography: Emad Allam.

Other photographs sourced by York Press and The Egyptian International Publishing Company – Longman.

The Publishers are grateful to all those who have given permission to reproduce copyright material.

Alamy Stock Photo/ robertharding for p77 Aswan; iStockphoto/ kajakiki for p58, p59 and p61 Gamila / Joel Carillet for p77 Port Said; Shutterstock/ Denys Prykhodov for p3 goodbye / rangizzz for p4, p5, p23, p25, p36, p38, p40 and p43 book / Altin Osmanaj for p11, p36, p42 and p62 eye / schanzk for p11, p36, p42 and p62 mouth / BERNATSKII IURII for p11, p12, p13, p17, p40, p41, p42, p43 and p62 nose / Monkey Business Images for p11, p17, p42 and p62 ear / IhorL for p19, p12, p13, p14, p15, p17 and p43 hand / Koltsov for p14 boy washing face / Rob Marmion for p14 boy cleaning teeth, and for p14 girl brushing hair / BERNATSKAYA OXANA for p15 nose / Thammasoon Khamchalee for p17, p23, p25 and p41 bag / studiovin for p19, p21, p36 and p38 pencil / prapann for p19, p21, p36, p38, p40, p41 and p43 pen / Petr Malyshev for p19, p24, p36 and p38 pencil case / Big Foot Productions for p19, p21, p23, p25, p36, p38, p40, p41 and p43 ruler / Oleg Golovnev for p20, p23 and p25 pen / Vova_31 for p20 and p25 yellow ruler / 7th Son Studio for p20 pencil / Pavel Hlystov for p22 balls / MTrabbin for p24 book / Ayake for p35 cake / Lucie Lang for p35 crayons / Sashkin for p57, p58, p59, p61, p92 and p94 drum / Vereshchagin Dmitry for p57, p58, p59, p61, p92 and p94 guitar / MASTER PHOTO 2017 for p62 hand / Pshenichka for p62 book / MidoSemsem for p65 boy left / Geipi for p65 boy right / khlungcenter for p66, p67, p92 and p95 ant / Hoika Mikhail for p69 drawing / Lars Hallstrom for p76 cups / Elzbieta Sekowska for p77 Luxor / Copycat37 for p77 Alexandria / Anton Kudelin for p77 Cairo / Ljupco Smokovski for p81, p85, p88 and p95 kick / Sergei Kolesnikov for p81, p85, p88 and p95 dig / Casiohabib for p81, p85, p88 and p95 swim / Africa Studio for p81, p85 and p95 skip / matka Variatka for p82, p83, p85 and p95 teddy in box / Sergei Kolesnikov for p82, p83 and p84 boy under table / Lario for p84 and p85 cat on computer / Akitameides for p84 and p85 cat under book / De Jongh Photography for p84 and p85 cat in box / Elena_Karpushina for p84 cat behind flowers / Julia Kuznetsova for p84 girl in box / Aleksey Korchemkin for p84 teddy behind door / kaspun for p84 bee on flower / Ralko for p93 ink.

Illustrators: Amal Samir, Carol Jonas, Dusan Pavlic, Sue Woollat, Robin Edmonds, Mark Brierley

Every effort has been made to trace the copyright holders and we apologise in advance for any unintentional omissions. We would be pleased to insert the appropriate acknowledgement in any subsequent edition of this publication.